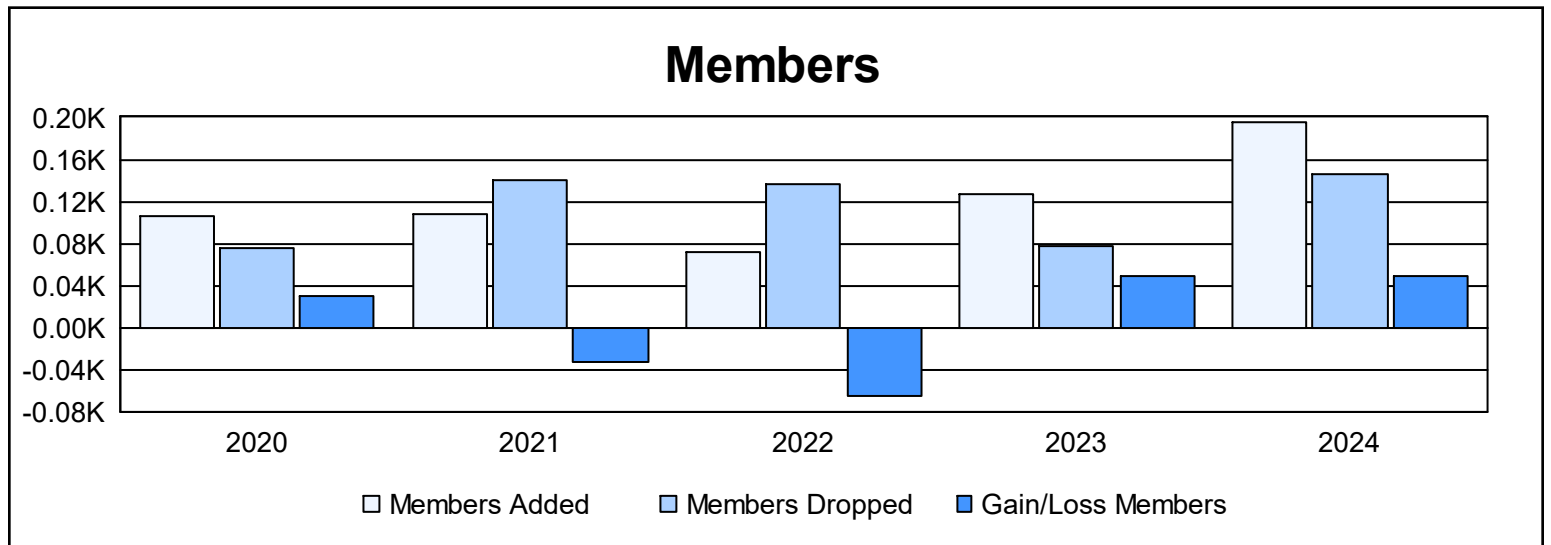
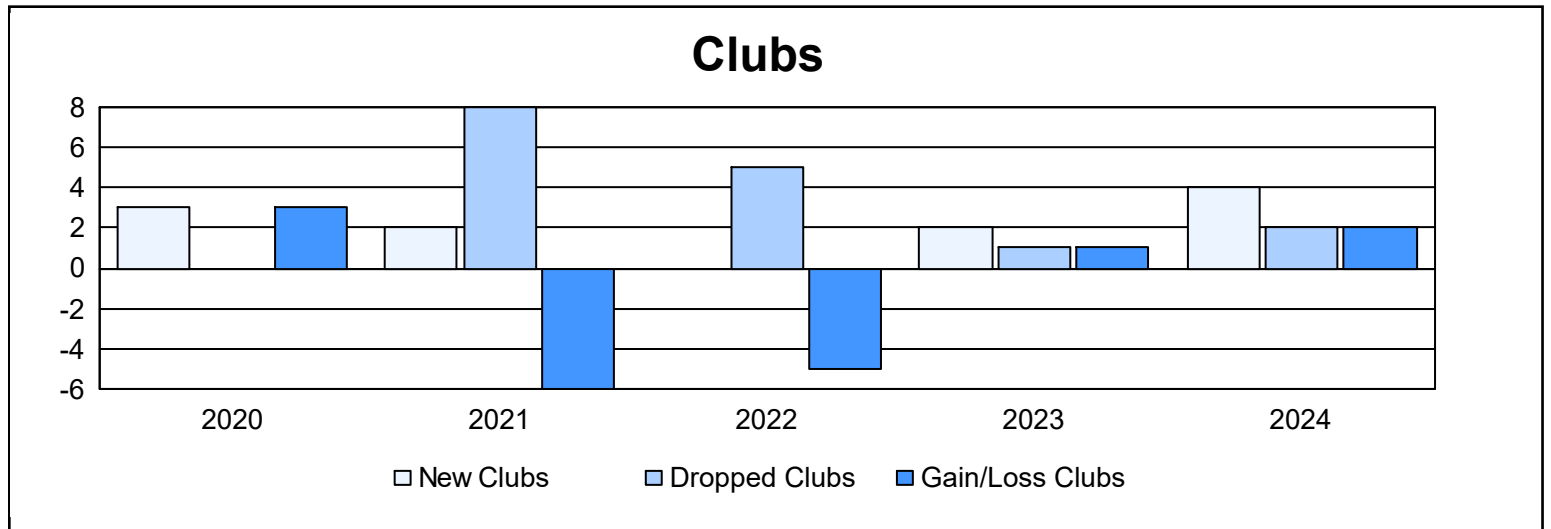
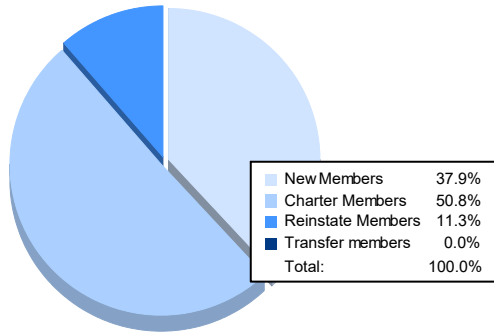


Year	New Clubs	Dropped Clubs	Gain/ Loss Clubs	New Members	Charter Members	Reinstate Members	Transfer Members	Total Member Added	Total Members Dropped	Gain/ Loss Members
2019-2020	3	0	3	31	69	2	3	105	75	30
2020-2021	2	8	-6	24	69	10	4	107	140	-33
2021-2022	0	5	-5	41	13	11	6	71	136	-65
2022-2023	2	1	1	47	63	14	2	126	78	48
2023-2024	4	2	2	74	99	22	0	195	146	49
<b>Average</b>	<b>2</b>	<b>3</b>	<b>-1</b>	<b>43</b>	<b>63</b>	<b>12</b>	<b>3</b>	<b>121</b>	<b>115</b>	<b>6</b>



### Membership Composition June 2024 Cumulative



### Gender Composition June 2024 Cumulative

